

Diastereoconvergent Synthesis of *trans*-5-Hydroxy-6-Substituted-2-Piperidinones by Addition–Cyclization–Deprotection Process

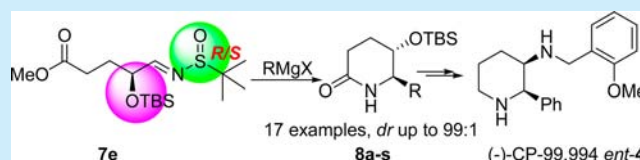
Chang-Mei Si,^{†,‡} Wei Huang,[†] Zhen-Ting Du,[‡] Bang-Guo Wei,^{*,†} and Guo-Qiang Lin[†]

[†]Department of Chemistry and Institute of Biomedical Sciences, Fudan University, 220 Handan Road, Shanghai 200433, P.R. China

[‡]College of Science, Northwest Agriculture and Forestry University, Shaanxi Yangling 712100, P.R. China

S Supporting Information

ABSTRACT: A diastereoselective one-pot approach to access *trans*-5-hydroxy-6-substituted-2-piperidinones by an addition–cyclization–deprotection process has been developed, in which the stereogenic center at the C-6 position was solely controlled by α -OTBS group. The utility of this transformation is demonstrated by the asymmetric synthesis of the enantiomer of (–)-CP-99,994.



The discovery of a novel enantioselective reaction or versatile methodology for efficient carbon–carbon bond formation is one of the most challenging tasks in organic synthesis.¹ As a prime instance, the effective approach for the synthesis of chiral functionalized *trans*-5-hydroxy-6-substituted-2-piperidinones **1** (Figure 1) is very important in synthetic and

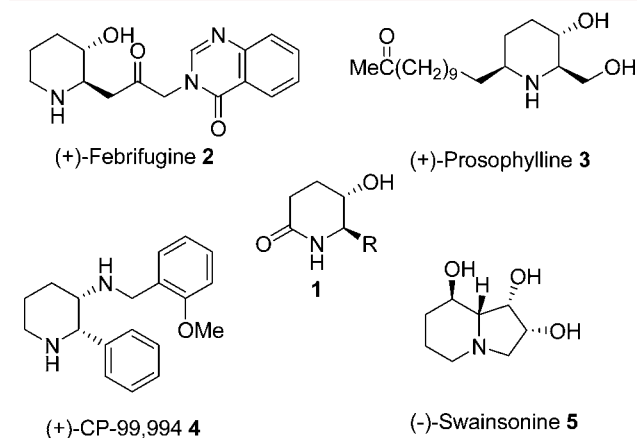


Figure 1. Structures of several natural products.

medicinal chemistry, because it serves as a substructure for numerous biologically relevant alkaloids and pharmaceutical agents.² Typical examples include antimalarial (+)-febrifugine **2**,³ antibiotic and anesthetic *Prosopis* alkaloid (+)-prosopphylline **3**,⁴ as well as a clinical agent (+)-CP-99,994 **4**, which displays a variety of biological activities including neurogenic inflammation, pain transmission, and regulation of the immune response.⁵ Moreover, the *trans*-2-alkyl-3-hydroxypiperidine unit is also embedded in the bicyclic structure of hydroxylated indolizidines, such as the α -mannosidase inhibitor (–)-swainsonine **5**.⁶ As a result, the asymmetric synthesis of **1**, or its effective precursor, has attracted significant attention.^{7,8}

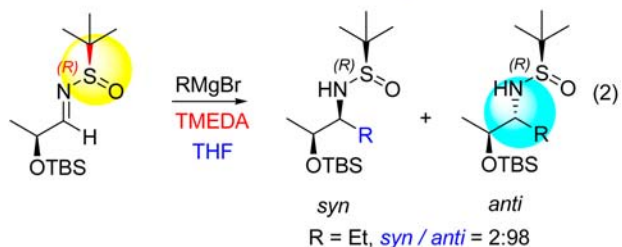
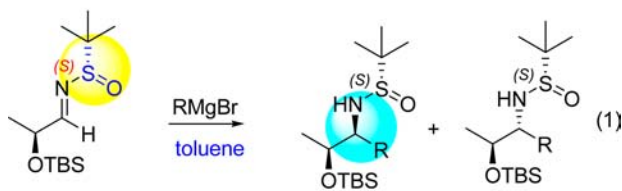
In the past decade, chiral *N*-*tert*-butanesulfinamide and *N*-toluenesulfinamide, pioneered by Ellman and Davis respectively, are undoubtedly one of the most efficient classes of auxiliaries in modern organic synthesis,^{9–11} especially for the asymmetric synthesis of chiral amines and their derivatives. The latter are extensively used as important intermediates for chiral ligands, agrochemicals, and pharmaceuticals.¹² In continuation of our efforts to explore utility of *N*-*tert*-butanesulfinyl imines, we have accomplished the synthesis of several bioactive natural products and their analogues.¹³ Very recently, we reported a novel migration–addition of enantioenriched *N*-*tert*-butanesulfinyl iminoacetate through an intermolecular radical pathway.¹⁴ As shown in Figure 2, Ellman has achieved a controllable Grignard addition to α -alkoxyaldimines, which could afford 1,2-*syn* or 1,2-*anti* amino alcohol from different diastereomers and under different reaction conditions (eqs 1 and 2 in Figure 2).¹⁵

In this work, we report a one-pot cascade process for highly diastereoselective synthesis of versatile *trans*-5-hydroxy-6-substituted-2-piperidinone skeleton **1** in good yields with high diastereoselectivities (eq 3), as well as the application in the asymmetric synthesis of (–)-CP-99,994 *ent*-**4**. The stereogenic center of C-6 was solely controlled by the α -alkoxy substitution.

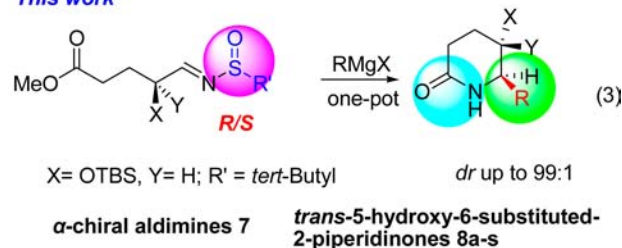
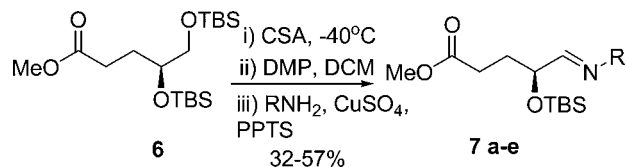
As shown in Scheme 1, α -chiral *N*-sulfinyl aldimines **7a–f** were prepared to investigate our tandem reaction. The chiral ester **6** was prepared from *L*-glutamic acid using the known procedure.¹⁶ Further conversion to the desired α -chiral *N*-sulfinyl aldimines **7a–e** were achieved through the following three steps: regioselective desilylation,^{16b} oxidation with Dess–Martin periodinane¹⁷ and subsequent condensation with racemic alkylsulfinamide in the presence of anhydrous cupric sulfate.¹⁸ Meantime, α -chiral *N*-*tert*-butylsulfone aldimine **7f** was prepared from **7e** through oxidation by *m*-CPBA in 65% yield.

Received: July 16, 2014

Published: August 1, 2014

Ellman's Previous works¹⁵

This work

Figure 2. Our strategy to access chiral δ -lactams.Scheme 1. Preparation of α -Chiral Aldimines 7a–f7a R = 4-MePhSO; 7b R = *n*-PrSO; 7c R = *i*-PrSO7d R = *i*-BuSO; m -CPBA $\left\{ \begin{array}{l} \rightarrow 7e \text{ R} = t\text{-BuSO} \\ \rightarrow 7f \text{ R} = t\text{-BuSO}_2 \end{array} \right.$ 65%

Then, the intramolecular tandem reactions of α -chiral aldimines 7a–f with Grignard reagents were investigated. When α -chiral aldimine 7a was treated with phenylmagnesium bromide at -78°C , the desired product 8a was obtained with high diastereoselectivity ($dr > 99:1$) in 39% yield (Table 1 entry 1). To improve the yield of this interesting chiral lactam 8a, various aldimines with different alkyl groups at sulfur (7b–f) were screened, and the results are summarized in Table 1 (entries 2–6). Delightfully, α -chiral *N*-*tert*-butylsulfinyl aldimine 7e significantly increased the yield of 8a, up to 77% (Table 1 entry 6). When *N*-*tert*-butylsulfone aldimine 7f was used, the reaction was very messy, and no desired product was formed (Table 1 entry 5). In addition, the reaction in tetrahydrofuran (THF) offered better conversion than in dichloromethane (DCM) (Table 1 entries 6 and 9). This tandem process likely went through a *N*-sulfinyl substituted lactam intermediate, which was formed through the attack of N anion toward the ester. The presence of *N*-carbonyl would

Table 1. Optimization of the Tandem Reactions

entry ^a	R	PhMgBr (equiv)	solvent	Y% ^b	trans:cis ^c
1	SOTol	3.0	THF	39	99:1
2	SOPr- <i>i</i>	3.0	THF	35	99:1
3	SOPr- <i>n</i>	3.0	THF	41	99:1
4	SOBu- <i>i</i>	3.0	THF	57	99:1
5	SO ₂ Bu- <i>t</i>	3.0	THF	0	–
6	SOBu- <i>t</i>	3.0	THF	77	99:1
7	SOBu- <i>t</i>	1.0	THF	21	99:1
8	SOBu- <i>t</i>	2.0	THF	49	99:1
9	SOBu- <i>t</i>	3.0	DCM	43	99:1

^aThe reactions were performed with α -chiral substituted aldimines 7a–f (1.0 mmol), phenylmagnesium bromide (3 mL, 1.0 M in THF) in dry THF (5 mL) at -78°C for 3 h. ^bIsolated yield. ^cdr was determined by HPLC or ¹H NMR.

weaken the S–N bond, leading to further nucleophilic displacement by excessive Grignard reagent. Actually, we isolated the byproducts, phenyl sulfoxides 9 in this process.^{18b,19} Different amounts of Grignard reagent were also screened, and the results suggested that the Grignard addition to the aldimine and the cleavage of sulfinamide took place simultaneously (Table 1 entries 7–8). The effect of different chiral auxiliary in aldimine 7 was also studied. As shown in Table 3 (in the Supporting Information [SI]), both (*S,S*)-7e and (*S,S*)-7e generated the same product 8a. Their corresponding enantiomers (*R,S*)-7e and (*R,S*)-7e were also subjected to the optimized conditions, both producing the desired enantiomer of 8a (see the results of Table 3 and chiral HPLC in SI). This result suggested that the chiral sulfinamide moiety was not involved in the stereocontrol of this addition process.

Next, we turned our attention to investigate the scope and limitation of this intramolecular tandem addition–cyclization. A survey of different Grignard reagents was examined under the optimal conditions, as summarized in Table 2. When *para*- or *meta*-substituted phenyl Grignard reagents were used, the intramolecular tandem addition–cyclization proceeded smoothly with high diastereoselectivities in excellent yields (Table 2, entries 2–9). But *ortho*-substituted phenylmagnesium reagents led to significantly lower yields of desired products 8j–k (Table 2, entries 10–11). Interestingly, 2-fluorophenylmagnesium bromide did not result in any desired addition–cyclization product (Table 2, entry 12). Bicyclic Grignard reagents, including α - and β -naphthyl magnesium bromides, also afforded the desired lactams, with the less hindered β -naphthyl magnesium bromide more efficient for this tandem process (Table 2, entries 13–14). Several sp^3 hybridized Grignard reagents were also screened, and the results showed that the steric dramatically affected the yields of products 8o–q (Table 2, entries 15–17). It is worth mentioning that *tert*-butylmagnesium chloride did not attack the aldimine at all, and the starting material was fully recovered (Table 2, entry 18). Although BnMgBr could give corresponding product 8s in 51% yield (Table 2, entry 19), the reaction with allylMgBr was very messy (Table 2, entry 20). Unfortunately, γ -lactam 10 was also tried by this process, but the yield was very low in the same

Table 2. Reactions with different Grignard reagents

entry ^a	R	8a-t	Y% ^b	trans:cis ^c
1	Ph	8a	77	98:2
2	4-MePh	8b	93	99:1
3	4-MeOPh	8c	89	99:1
4	4-FPh	8d	93	99:1
5	4-PhPh	8e	82	99:1
6	3-MePh	8f	95	99:1
7	3-MeOPh	8g	90	99:1
8	3-CF ₃ Ph	8h	84	99:1
9	3-FPh	8i	89	99:1
10	2-MePh	8j	45	99:1
11	2-MeOPh	8k	40	99:1
12	2-FPh	8l	complex	--
13	β -naphthyl	8m	92	99:1
14	α -naphthyl	8n	53	99:1
15	cyclopropyl	8o	74	99:1
16	pentyl	8p	65	99:1
17	isopropyl	8q	48	99:1
18	tert-butyl	8r	NR	--
19	Bn	8s	51	99:1
20	Allyl	8t	complex	--

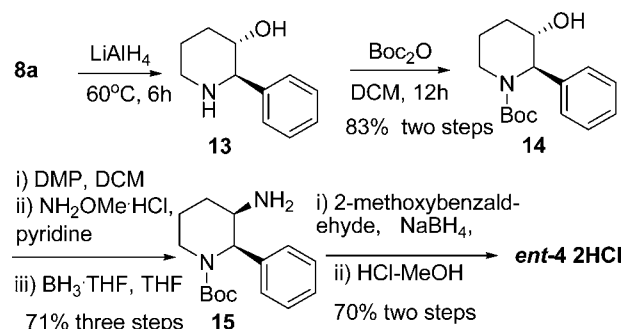
^aThe reactions were performed with α -chiral substituted aldimines **7e** (1.01 mmol), Grignard reagents (3 mL, 1.0 M in THF) in dry THF (5 mL) at -78°C for 3 h. ^bIsolated yield. ^cdr was determined by HPLC or ¹H NMR.

condition¹⁹ (see SI). To our disappointment, the efforts to prepare seven-membered lactam **11** turned out to be fruitless. Instead, the simple imine-addition product **12** was obtained with good diastereoselectivity (dr = 95:5) in 61% yield (see SI).²⁰

The relative configurations of the products **8a-s** were unambiguously assigned as *trans*-form by X-ray crystallographical analysis of compound **8m** (see SI).

With chiral lactams **8a-s** in hand, we turned our attention to utilize this novel approach in the synthesis of natural products and pharmaceutical agents. (+)-CP-99,994 (**4**) is a nonpeptidic neurokinin NK1 receptor antagonist⁵ with a variety of biological activities.²⁰ Treatment of chiral δ -lactam **8a** with lithium aluminum hydride (LiAlH₄) at 60 °C gave the piperidine **13**, which was treated with Boc₂O in DCM in the presence of catalytic amount DMAP to give compound **14** in 83% overall yield. Oxidation of **14** with Dess–Martin periodinane (DMP),¹⁷ followed by oxime formation with *o*-methyl hydroxyamine hydrochloride (NH₂OMe·HCl) and subsequent reduction with borane, produced the desired *cis*-2,3-disubstituted amine **15** with high diastereoselectivity (dr = 95:5) in 71% overall yield. The introduction of an *o*-methoxybenzyl group was accomplished by the reaction with 2-methoxybenzaldehyde in the presence of sodium borohydride (NaBH₄). Finally, the *N*-Boc protective group was removed by a saturated solution of hydrogen chloride in methanol to give (–)-CP-99,994·2HCl *ent-4* {[α]_D²⁵ = -87.1 (*c* 0.36, CH₃OH); lit.²¹ⁱ $+87.5$ [α]_D²³ (*c* 0.74, CH₃OH) for **4**} in quantitative yield (Scheme 2). The spectroscopic and physical data of the

synthetic (–)-CP-99,994 dihydrochloride *ent-4* were identical to the reported data.^{5,21}

Scheme 2. Application in Asymmetric Synthesis of (–)-CP-99,994·2HCl *ent-4*

In summary, we established a novel and one-pot approach for highly diastereoselective synthesis of versatile chiral building blocks **1** by treatment of α -alkoxyaldimines containing the ω -ester group with Grignard reagents. The reaction went through an intramolecular tandem sequence of addition–cyclization–deprotection, and the stereogenic center of C-6 was solely controlled by α -alkoxy substitution. This novel approach provides an efficient synthesis of libraries of chiral *trans*-5-hydroxy-6-substituted-2-piperidinones with synthetic value. In addition, the utility of chiral δ -lactams **8a** in the enantioselective synthesis of specific targets has been demonstrated by a concise synthetic route to (–)-CP-99,994 *ent-4*.

■ ASSOCIATED CONTENT

📄 Supporting Information

Experimental procedure and characterization of all new compounds. This material is available free of charge via the Internet at <http://pubs.acs.org>

■ AUTHOR INFORMATION

Corresponding Author

*bgwei1974@fudan.edu.cn

Notes

The authors declare no competing financial interest.

■ ACKNOWLEDGMENTS

We thank the National Natural Science Foundation of China (21272041, 21072034, 20832005) for financial support. The authors also thank Dr. Han-Qing Dong (Arvinas Inc.) for helpful suggestions.

■ REFERENCES

- (1) (a) Ojima, I. *Catalytic Asymmetric Synthesis*; Wiley-VCH: Weinheim, 2000. (b) Tsuji, J. *Transition Metal Reagents and Catalysts: Innovations in Organic Synthesis*; Wiley: Chichester, 2000.
- (2) For selected synthesis of 5-hydroxy-2-piperidinones, see: (a) Liu, L.-X.; Ruan, Y.-P.; Guo, Z.-Q.; Huang, P.-Q. *J. Org. Chem.* **2004**, *69*, 6001. (b) Andrés, J. M.; Pedrosa, R.; Pérez-Encabo, A. *Tetrahedron Lett.* **2006**, *47*, 5317. (c) González, A. S.; Arrayás, R. G.; Rivero, M. R.; Carretero, J. C. *Org. Lett.* **2008**, *10*, 4335. (d) Garrido, M.; García, M.; Sánchez, M. R.; Diez, D.; Urones, J. G. *SYNLETT* **2010**, 387. (e) Prévost, S.; Phansavath, P.; Haddad, M. *Tetrahedron: Asymmetry* **2010**, *21*, 16. (f) Ruan, S.-T.; Luo, J.-M.; Du, Y.; Huang, P.-Q. *Org. Lett.* **2011**, *13*, 4938. (g) Tan, C. K.; Le, C.; Yeung, Y.-Y. *Chem. Commun.* **2012**, *48*, 5793. (h) Pansare, S. V.; Paul, E. K. *Org. Biomol.*

Chem. **2012**, *10*, 2119. For selected synthesis of 3-piperidinols, see: (i) Archibald, G.; Lin, C.-P.; Boyd, P.; Barker, D.; Caprio, V. *J. Org. Chem.* **2012**, *77*, 7968. (j) Huy, P. H.; Koskinen, A. M. P. *Org. Lett.* **2013**, *15*, 5178. (k) Huy, P. H.; Westphal, J. C.; Koskinen, A. M. P. *Beilstein J. Org. Chem.* **2014**, *10*, 369.

(3) Koepfli, J. B.; Mead, J. F.; Brockman, J. A., Jr. *J. Am. Chem. Soc.* **1947**, *69*, 1837.

(4) Ratle, G.; Monseur, X.; Das, B. C.; Yassi, J.; Khuong-Huu, Q.; Goutarel, R. *Bull. Soc. Chim. Fr.* **1966**, *9*, 2945.

(5) Desai, M. C.; Lefkowitz, S. L.; Thadeio, P. F.; Longo, K. P.; Snider, R. M. *J. Med. Chem.* **1992**, *35*, 4911.

(6) (a) Guengerich, F. P.; DiMari, S. J.; Broquist, H. P. *J. Am. Chem. Soc.* **1973**, *95*, 2055.

(7) (a) O'Hagan, D. *Nat. Prod. Rep.* **2000**, *17*, 435. (b) Reynolds, T. *Phytochemistry* **2005**, *66*, 1399. (c) Remuson, R.; Gelas-Mialhe, Y. *Mini-Rev. Org. Chem.* **2008**, *5*, 193.

(8) (a) Buffat, M. G. P. *Tetrahedron* **2004**, *60*, 1701. (b) Escolano, C.; Amat, M.; Bosch, J. *Chem.—Eur. J.* **2006**, *12*, 8199. (c) Kallstrom, S.; Leino, R. *Bioorg. Med. Chem.* **2008**, *16*, 601.

(9) (a) Zhou, P.; Chen, B. C.; Davis, F. A. *Tetrahedron* **2004**, *60*, 8003. (b) Morton, D.; Stockman, R. A. *Tetrahedron* **2006**, *62*, 8869.

(10) (a) Ellman, J. A.; Owens, T. D.; Tang, T. P. *Acc. Chem. Res.* **2002**, *35*, 984. (b) Lin, G. Q.; Xu, M. H.; Zhong, Y. W.; Sun, X. W. *Acc. Chem. Res.* **2008**, *41*, 831. (c) Ferreira, F.; Botuha, C.; Chemla, F.; Perez-Luna, A. *Chem. Soc. Rev.* **2009**, *38*, 1162. (d) Robak, M. T.; Herbage, M. A.; Ellman, J. A. *Chem. Rev.* **2010**, *110*, 3600.

(11) (a) Davis, F. A.; McCoull, W. J. *Org. Chem.* **1999**, *64*, 3396. (b) Tang, T. P.; Volkman, S. K.; Ellman, J. A. *J. Org. Chem.* **2001**, *66*, 8772. (c) Staas, D. D.; Savage, K. L.; Homnick, C. F.; Tsou, N. N.; Ball, R. G. *J. Org. Chem.* **2002**, *67*, 8276. (d) Zhong, Y. W.; Dong, Y. Z.; Fang, K.; Izumi, K.; Xu, M. H.; Lin, G. Q. *J. Am. Chem. Soc.* **2005**, *127*, 11956.

(12) (a) Barrett, G. C. *Chemistry and Biochemistry of the Amino Acids*; Chapman & Hall: London, 1985. (b) Jones, J. *Amino Acid and Peptide Synthesis*; Oxford University Press: London, 1992. (c) Seyden-Penne, J. *Chiral Auxiliaries and Ligands in Asymmetric Synthesis*; Wiley: New York, 1995. (d) Blaser, H. U. *Chem. Rev.* **1992**, *92*, 935.

(13) Xarnod, C.; Huang, W.; Ren, R. G.; Liu, R. C.; Wei, B. G. *Tetrahedron* **2012**, *68*, 6688.

(14) Huang, W.; Ye, J. L.; Zheng, W.; Dong, H. Q.; Wei, B. G. *J. Org. Chem.* **2013**, *78*, 11229.

(15) Evans, J. W.; Ellman, J. A. *J. Org. Chem.* **2003**, *68*, 9948.

(16) (a) Marshall, J. A.; Piettre, A.; Paige, M. A.; Valeriote, F. *J. Org. Chem.* **2003**, *68*, 1780. (b) Winkler, J. W.; Uddin, J.; Serhan, C. N.; Petasis, N. A. *Org. Lett.* **2013**, *15*, 1424.

(17) (a) Dess, D. B.; Martin, J. C. *J. Org. Chem.* **1983**, *48*, 4155. (b) Dess, D. B.; Martin, J. C. *J. Am. Chem. Soc.* **1991**, *113*, 7277. (c) Frigerio, M.; Santagostino, M.; Sputore, S. *J. Org. Chem.* **1999**, *64*, 4537.

(18) (a) Cogan, D. A.; Ellman, J. A. *J. Am. Chem. Soc.* **1999**, *121*, 268.

(b) Liu, G. C.; Cogan, D. A.; Owens, T. D.; Tang, T. P.; Ellman, J. A. *J. Org. Chem.* **1999**, *64*, 1278.

(19) For the preparation of compound **10** and its material see Supporting Information.

(20) For the preparation of compound **12** and its material see Supporting Information.

(21) (a) Chandrasekhar, S.; Mohanty, P. K. *Tetrahedron Lett.* **1999**, *40*, 5071. (b) Yamazaki, N.; Atobe, M.; Kibayashi, C. *Tetrahedron Lett.* **2002**, *43*, 7979. (c) Tsuritani, N.; Yamada, K.; Yoshikawa, N.; Shibasaki, M. *Chem. Lett.* **2002**, 276. (d) Huang, P. Q.; Liu, L. X.; Wei, B. G.; Ruan, Y. P. *Org. Lett.* **2003**, *5*, 1927. (e) Atobe, M.; Yamazaki, N.; Kibayashi, C. *J. Org. Chem.* **2004**, *69*, 5595. (f) Oshitari, T.; Mandai, T. *Synlett* **2006**, 3395. (g) Davis, F. A.; Zhang, Y. F.; Li, D. Y. *Tetrahedron Lett.* **2007**, *48*, 7838. (h) Liu, R. H.; Fang, K.; Wang, B.; Xu, M. H.; Lin, G. Q. *J. Org. Chem.* **2008**, *73*, 3307. (i) Fu, R. Z.; Zhao, B. G.; Shi, Y. *J. Org. Chem.* **2009**, *74*, 7577. (j) Garrido, N. M.; Garcia, M.; Sanchez, M. R.; Diez, D.; Urones, J. G. *Synlett* **2010**, 387. (k) Pansare, S. V.; Paul, E. K. *Org. Biomol. Chem.* **2012**, *10*, 2119. (l) Sultane, P. R.; Bhat, R. G. *J. Org. Chem.* **2012**, *77*, 11349.

(m) Lemire, A.; Grenon, M.; Pourashraf, M.; Charette, A. B. *Org. Lett.* **2004**, *6*, 3517. (n) Takahashi, K.; Nakano, H.; Fujita, R. *Tetrahedron Lett.* **2005**, *46*, 8927. (o) Xu, X. N.; Furukawa, T.; Okino, T.; Miyabe, H.; Takemoto, Y. *Chem.—Eur. J.* **2006**, *12*, 466.